

Monmouth County Community

Full Community Details (Monmouth County, New Jersey)

People	
Population (2013)	635,205
Labor Force	337,548
Job Growth Rate (1 Year)	6.4%
Unemployment Rate	6.1%
Median Age	41.26

Labor Force	
Bachelors Degree or higher	40.0%
High School Degree or higher	91.8%
White Collar Workers	67%
Blue Collar Workers	32%
Universities in Community offering Bachelor's Degree or Higher	3
Universities in Community + 50 miles offering Bachelor's Degree or Higher	233
Colleges in Community offering Associate's Degree or Certificate	5
Colleges in Community + 50 miles offering Associate's Degree or Certificate	280

Budgets	
Household Expenditures (Average)	75,313
Household Income (Median)	86,281

Transportation	
Commute Travel Time (minutes)	33
Airports in Community	0
Airports in Community + 50 miles	7
Distance to Interstate (miles)	In Community
Distance to Rail (miles)	In Community
Latitude	40.2585182104
Longitude	-74.2249946043

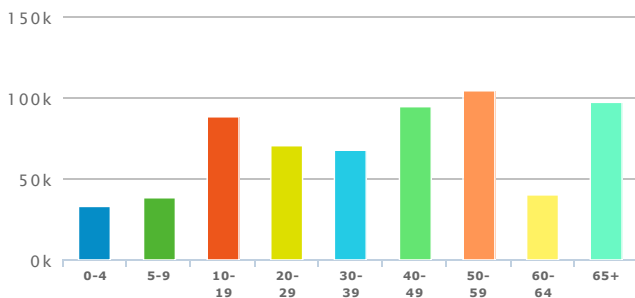
Monmouth County Demographics

Demographics Report (Monmouth County, New Jersey)

Population (2013)

	TOTAL
Population (2013)	635,205

Age Distribution (2013)

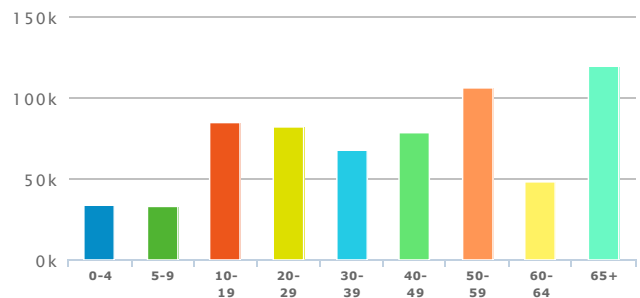


	TOTAL	%
0-4	32,612	5.13
5-9	38,581	6.07
10-19	88,482	13.93
20-29	70,551	11.11
30-39	67,747	10.67
40-49	95,033	14.96
50-59	104,782	16.5
60-64	40,296	6.34
65+	97,121	15.29

Population (2018)

	TOTAL
Population (2018)	653,966

Age Distribution (2018)



	TOTAL	%
0-4	33,505	5.12
5-9	32,835	5.02
10-19	84,767	12.96
20-29	81,835	12.51
30-39	67,419	10.31
40-49	78,966	12.07
50-59	106,225	16.24
60-64	48,557	7.43
65+	119,857	18.33

Sex (2013)



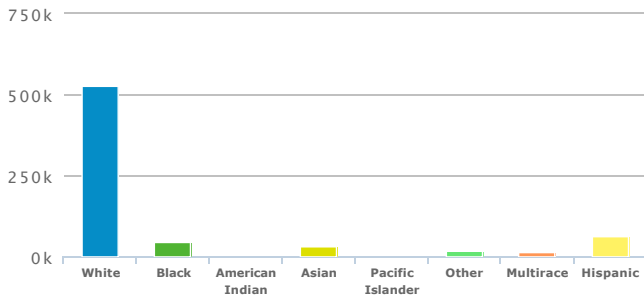
	TOTAL	%
Male	309,015	48.65
Female	326,190	51.35

Sex (2018)



	TOTAL	%
Male	318,144	48.65
Female	335,822	51.35

Race Distribution (2013)

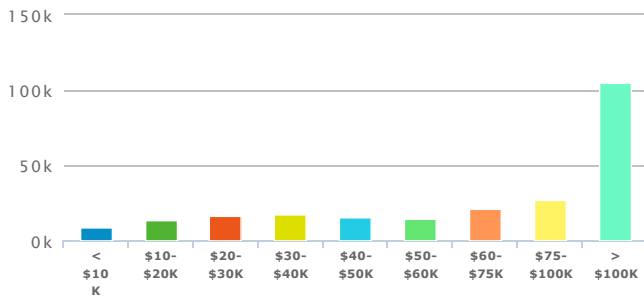


	TOTAL	%
White	525,066	82.66
Black	46,769	7.36
American Indian	1,217	.19
Asian	31,280	4.92
Pacific Islander	213	.03
Other	18,266	2.88
Multirace	12,394	1.95
Hispanic	64,632	10.17

Total Households (2013)

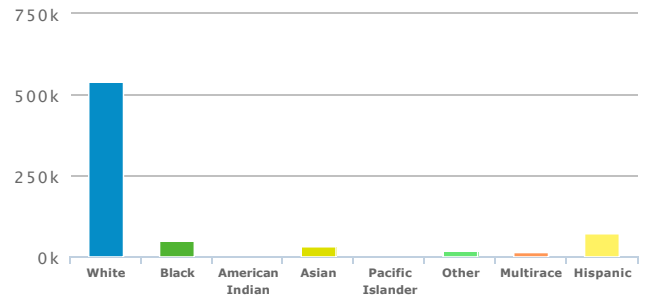
	TOTAL	%
Households	239,177	
Families	167,321	69.96

Household Income Distribution (2013)



	TOTAL	%
< \$10 K	8,843	3.7
\$10-\$20K	13,908	5.81
\$20-\$30K	16,285	6.81
\$30-\$40K	17,491	7.31
\$40-\$50K	15,024	6.28
\$50-\$60K	14,653	6.13
\$60-\$75K	21,184	8.86
\$75-\$100K	27,036	11.3
> \$100K	104,753	43.8

Race Distribution (2018)

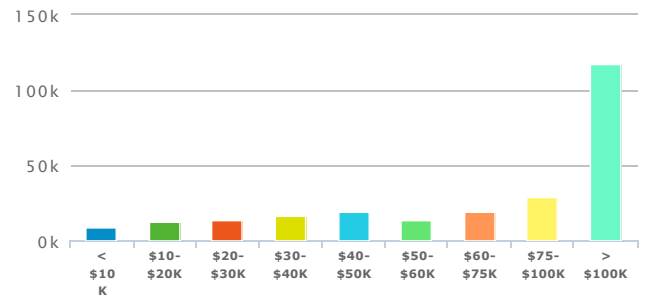


	TOTAL	%
White	541,139	82.75
Black	48,093	7.35
American Indian	1,246	.19
Asian	31,880	4.87
Pacific Islander	219	.03
Other	18,659	2.85
Multirace	12,730	1.95
Hispanic	70,582	10.79

Total Households (2018)

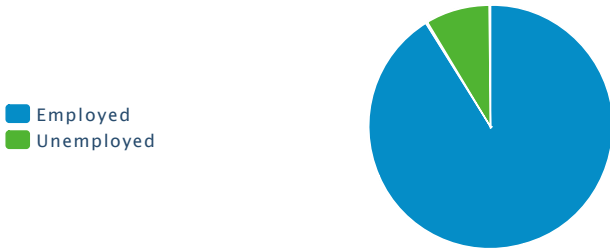
	TOTAL	%
Households	248,505	
Families	174,009	70.02

Household Income Distribution (2018)



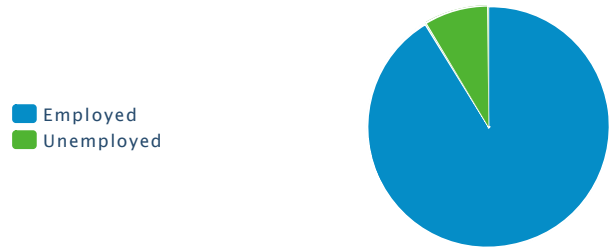
	TOTAL	%
< \$10 K	8,652	3.48
\$10-\$20K	12,406	4.99
\$20-\$30K	13,339	5.37
\$30-\$40K	16,251	6.54
\$40-\$50K	19,123	7.7
\$50-\$60K	13,518	5.44
\$60-\$75K	19,464	7.83
\$75-\$100K	28,856	11.61
> \$100K	116,896	47.04

Labor Force Status (2013)



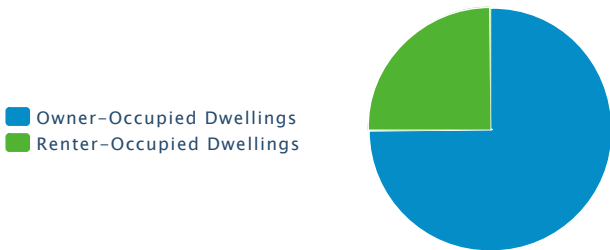
	TOTAL	%
Labor Force	337,548	
Employed	307,878	91.21
Unemployed	29,342	8.69
In Armed Forces	328	
Not In Labor Force	166,024	

Labor Force Status (2018)



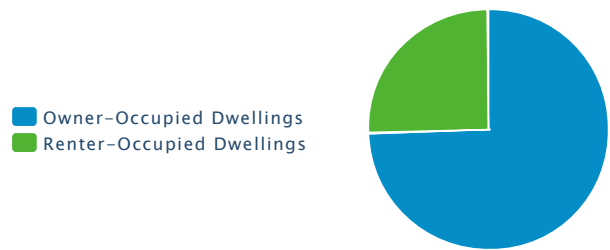
	TOTAL	%
Labor Force	356,129	
Employed	324,820	91.21
Unemployed	30,965	8.69
In Armed Forces	344	
Not In Labor Force	175,128	

Total Number of Housing (2013)



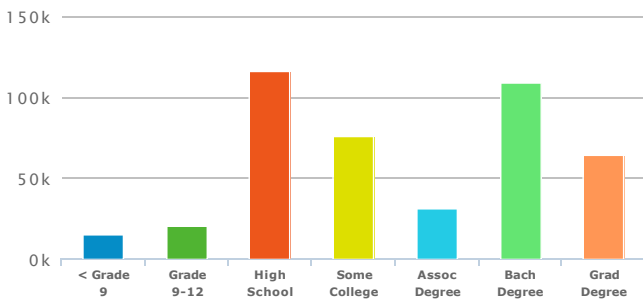
	TOTAL	%
Total Dwellings	260,247	
Owner-Occupied Dwellings	179,048	74.86
Renter-Occupied Dwellings	60,129	25.14
Housing Units Occupied	239,177	91.9

Total Number of Housing (2018)



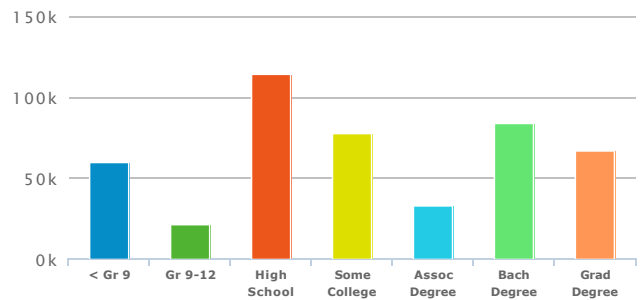
	TOTAL	%
Total Dwellings	269,657	
Owner-Occupied Dwellings	185,261	74.55
Renter-Occupied Dwellings	63,244	25.45
Housing Units Occupied	248,505	92.16

Education Attainment (2013)



	TOTAL	%
Population Age 25+	433,599	
< Grade 9	15,147	3.49
Grade 9-12	20,446	4.72
High School	116,463	26.86
Some College	76,333	17.6
Assoc Degree	31,595	7.29
Bach Degree	109,033	25.15
Grad Degree	64,582	14.89

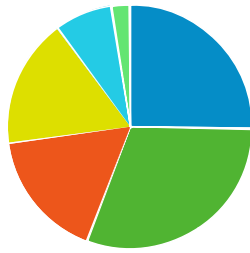
Education Attainment (2018)



	TOTAL	%
Population Age 25+	457,748	
< Gr 9	59,807	13.07
Gr 9-12	21,341	4.66
High School	114,502	25.01
Some College	77,821	17
Assoc Degree	32,977	7.2
Bach Degree	83,900	18.33
Grad Degree	67,400	14.72

Size of Household (2013)

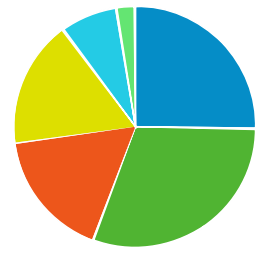
- 1 Person
- 2 Person
- 3 Person
- 4 Person
- 5 Person
- 6+ Person



	TOTAL	%
1 Person	59,814	25.01
2 Person	71,771	30.01
3 Person	40,215	16.81
4 Person	40,007	16.73
5 Person	18,094	7.57
6+ Person	5,905	2.47

Size of Household (2018)

- 1 Person
- 2 Person
- 3 Person
- 4 Person
- 5 Person
- 6+ Person



	TOTAL	%
1 Person	62,147	25.01
2 Person	74,570	30.01
3 Person	41,784	16.81
4 Person	41,567	16.73
5 Person	18,799	7.56
6+ Person	6,135	2.47

Source: Applied Geographic Solutions, 2013

Monmouth County Housing

Housing Affordability Data		
	07728	Nation
Zillow Home Value Index	\$334,800.00	\$174,200.00
Median Single Family Home Value	\$338,400.00	\$174,000.00
Median Condo Value	\$192,800.00	\$177,500.00
Median 2-Bedroom Home Value	\$207,100.00	\$133,900.00
Median 3-Bedroom Home Value	\$268,800.00	\$167,900.00
Median 4-Bedroom Home Value	\$450,900.00	\$282,500.00
Percent Homes Decreasing	12.40 %	26.50 %
Percent Listing Price Reduction	36.80 %	29.20 %
Median List Price Per Sq Ft	\$179.00	\$112.00
Median List Price	\$305,000.00	\$215,000.00
Median Sale Price	\$310,900.00	\$211,100.00
Homes For Sale	0	0
Homes Recently Sold	0	0
Property Tax	\$6,865.00	\$2,083.00
Turnover (Sold Within Last Yr.)	3.90 %	4.00 %
Median Value Per Sq Ft	\$179.00	\$120.00
1-Yr. Change	8.20 %	6.30 %
Homes For Sale By Owner	-	-
New Construction	-	-
Foreclosures	-	-

Homes & Real Estate Data		
	07728	Nation
Owners	-	66.27 %
Renters	-	33.73 %
Median Home Size (Sq. Ft.)	-	-
Avg. Year Built	-	-
Single-Family Homes	-	-
Condos	-	-

Median Condo Value	Median Home Value
This data is not available in this area.	This data is not available in this area.

Dollars Per Square Foot	Home Value Index Distribution
This data is not available in this area.	This data is not available in this area.

Home Type	Owners vs. Renters
<ul style="list-style-type: none"> Other 0.7% Condo 2.4% Single family 96.9% 	This data is not available in this area.

Home Size in Square Feet	Year Built
<ul style="list-style-type: none"> 1000 or less 8.3% 1000-1400 24.2% 1400-1800 21.0% 1800-2400 19.1% 2400-3600 20.2% 3600 or more 7.2% 	<ul style="list-style-type: none"> 2000 to present 8.4% 1980-1999 46.5% 1960-1979 30.9% 1940-1959 6.9% 1920-1939 4.0% 1900-1919 3.2% 1900 or before 0.1%



Monmouth County Labor Force

Labor Force Report (Monmouth County, New Jersey)

Total Establishments

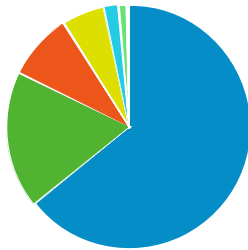
31,417

Total Employees

296,927

Total Establishments by Size (2013)

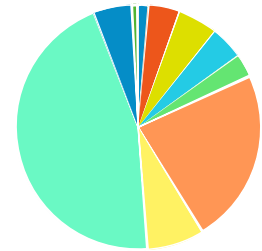
- 1-4 Employees
- 5-9 Employees
- 10-19 Employees
- 20-49 Employees
- 50-99 Employees
- 100-249 Employees
- 250-499 Employees
- 500-999 Employees
- 1000+ Employees



	TOTAL	%
1-4 Employees	20,144	64.12
5-9 Employees	5,693	18.12
10-19 Employees	2,781	8.85
20-49 Employees	1,760	5.60
50-99 Employees	619	1.97
100-249 Employees	347	1.10
250-499 Employees	54	0.17
500-999 Employees	7	0.02
1000+ Employees	12	0.04

Total Employees by Major SIC (2013)

- Agricultural, Forestry, Fishing (SIC Range 01-09)
 - Mining (SIC 10-14)
 - Construction (SIC 15-17)
 - Manufacturing (SIC 20-39)
 - Transportation and Communications (SIC 40-49)
 - Wholesale Trade (SIC 50-51)
 - Retail Trade (SIC 52-59)
- ▲ 1 / 2 ▼



	TOTAL	%
Agricultural, Forestry, Fishing (SIC Range 01-09)	3,995	1.35
Mining (SIC 10-14)	128	0.04
Construction (SIC 15-17)	12,097	4.07
Manufacturing (SIC 20-39)	15,580	5.25
Transportation and Communications (SIC 40-49)	13,061	4.40
Wholesale Trade (SIC 50-51)	9,283	3.13
Retail Trade (SIC 52-59)	68,369	23.03
Finance, Insurance And Real Estate (SIC 60-69)	22,541	7.59
Services (SIC 70-89)	134,305	45.23
Public Administration (SIC 90-98)	15,112	5.09
Unclassified (SIC 99)	2,456	0.83

Total Businesses by Establishment Type (2013)

Total Employees by Establishment Type (2013)

	TOTAL	%
Agriculture, Forestry and Fishing	67	0.21
Agricultural Services	624	1.99
Coal and Ore Mining	6	0.02
Oil and Gas	10	0.03
General Construction	826	2.63
Heavy Construction	1,457	4.64
Food Manufacturing	41	0.13
Tobacco Manufacturing	1	0.00
Textile Mills	7	0.02
Apparel and Textile Manufacturing	19	0.06
Lumber and Wood Production	27	0.09
Furniture Manufacturing	8	0.03
Paper Manufacturing	15	0.05
Printing and Publishing	224	0.71
Chemicals	44	0.14

	TOTAL	%
Agriculture, Forestry and Fishing	233	0.08
Agricultural Services	3,762	1.27
Coal and Ore Mining	51	0.02
Oil and Gas	77	0.03
General Construction	4,075	1.37
Heavy Construction	8,022	2.70
Food Manufacturing	955	0.32
Tobacco Manufacturing	11	0.00
Textile Mills	363	0.12
Apparel and Textile Manufacturing	100	0.03
Lumber and Wood Production	241	0.08
Furniture Manufacturing	36	0.01
Paper Manufacturing	522	0.18
Printing and Publishing	3,506	1.18
Chemicals	1,010	0.34

Petroleum Refining	13	0.04	Petroleum Refining	403	0.14
Rubber and Plastics	26	0.08	Rubber and Plastics	1,018	0.34
Leather Manufacturing	0	0.00	Leather Manufacturing	0	0.00
Stone, Glass, and Concrete	33	0.11	Stone, Glass, and Concrete	628	0.21
Metals Fabrication	65	0.21	Metals Fabrication	777	0.26
Machinery and Equipment Manufacturing	287	0.91	Machinery and Equipment Manufacturing	6,010	2.02
Transportation	520	1.66	Transportation	6,864	2.31
Travel Services	128	0.41	Travel Services	442	0.15
Transport Services	62	0.20	Transport Services	346	0.12
Communications	202	0.64	Communications	4,050	1.36
Utilities	84	0.27	Utilities	1,359	0.46
Durables Wholesale	803	2.56	Durables Wholesale	5,864	1.97
Non Durables Wholesale	360	1.15	Non Durables Wholesale	3,419	1.15
Building Materials, Hardware and Garden	303	0.96	Building Materials, Hardware and Garden	3,333	1.12
General Merchandise Stores	180	0.57	General Merchandise Stores	6,128	2.06
Food Markets	153	0.49	Food Markets	6,544	2.20
Convenience Stores	108	0.34	Convenience Stores	883	0.30
Other Food Stores	396	1.26	Other Food Stores	2,740	0.92
Auto Dealers and Gas Stations	503	1.60	Auto Dealers and Gas Stations	5,933	2.00
Clothing Stores	649	2.07	Clothing Stores	5,065	1.71
Furniture Stores	169	0.54	Furniture Stores	1,044	0.35
Home Furnishings	212	0.67	Home Furnishings	1,369	0.46
Electronics and Computer Stores	270	0.86	Electronics and Computer Stores	2,559	0.86
Music Stores	47	0.15	Music Stores	171	0.06
Restaurants	1,083	3.45	Restaurants	16,152	5.44
Other Food Service	633	2.01	Other Food Service	5,054	1.70
Bars	73	0.23	Bars	707	0.24
Drug Stores	158	0.50	Drug Stores	1,968	0.66
Liquor Stores	126	0.40	Liquor Stores	639	0.22
Specialty Stores	1,315	4.19	Specialty Stores	7,491	2.52
Catalog and Direct Sales	104	0.33	Catalog and Direct Sales	589	0.20
Banks and Financial Institutions	1,347	4.29	Banks and Financial Institutions	8,831	2.97
Insurance Carriers	39	0.12	Insurance Carriers	148	0.05
Insurance Agents and Brokers	510	1.62	Insurance Agents and Brokers	3,459	1.16
Real Estate	1,256	4.00	Real Estate	10,103	3.40
Hotels and Lodging	187	0.60	Hotels and Lodging	3,486	1.17
Dry Cleaning and Laundry	260	0.83	Dry Cleaning and Laundry	1,587	0.53
Beauty and Barber Shops	731	2.33	Beauty and Barber Shops	3,676	1.24
Other Personal Service	488	1.55	Other Personal Service	1,782	0.60
Advertising	98	0.31	Advertising	539	0.18
Computer Services	284	0.90	Computer Services	2,952	0.99
Other Business Services	1,228	3.91	Other Business Services	12,068	4.06
Auto Repair/Services	614	1.95	Auto Repair/Services	2,782	0.94
Miscellaneous Repair Services	281	0.89	Miscellaneous Repair Services	851	0.29
Motion Pictures	145	0.46	Motion Pictures	692	0.23
Entertainment and Recreation Services	760	2.42	Entertainment and Recreation Services	8,974	3.02
Health and Medical Services	3,713	11.82	Health and Medical Services	18,986	6.39
Hospitals	454	1.45	Hospitals	22,380	7.54
Legal Services	919	2.93	Legal Services	3,941	1.33
Primary and Secondary Education	365	1.16	Primary and Secondary Education	20,215	6.81
Colleges and Universities	19	0.06	Colleges and Universities	986	0.33
Social Services	720	2.29	Social Services	9,125	3.07
Child Care Services	200	0.64	Child Care Services	3,509	1.18
Museums and Zoos	35	0.11	Museums and Zoos	173	0.06
Membership Organizations	877	2.79	Membership Organizations	4,781	1.61
Professional Services	1,586	5.05	Professional Services	9,418	3.17
Government	748	2.38	Government	15,112	5.09

Unclassified Establishments	901	2.87	Unclassified Establishments	2,456	0.83
-----------------------------	-----	------	-----------------------------	-------	------

Total Businesses by NAICS (2013)			Total Employees by NAICS (2013)		
	TOTAL	%		TOTAL	%
Agriculture, Forestry and Fishing	103	0.33	Agriculture, Forestry and Fishing	367	1.17
Agricultural Services	0	0.00	Agricultural Services	0	0.00
Coal and Ore Mining	9	0.03	Coal and Ore Mining	55	0.18
Oil and Gas	6	0.02	Oil and Gas	64	0.20
General Construction	2,232	7.10	General Construction	10,992	34.99
Heavy Construction	213	0.68	Heavy Construction	2,050	6.53
Food Manufacturing	98	0.31	Food Manufacturing	1,130	3.60
Beverage and Tobacco Products	13	0.04	Beverage and Tobacco Products	313	1.00
Textile Mills	23	0.07	Textile Mills	134	0.43
Textile Products	20	0.06	Textile Products	409	1.30
Apparel Manufacturing	2	0.01	Apparel Manufacturing	10	0.03
Leather Manufacturing	0	0.00	Leather Manufacturing	0	0.00
Wood Products	24	0.08	Wood Products	237	0.75
Paper Manufacturing	14	0.04	Paper Manufacturing	519	1.65
Printing and Publishing	115	0.37	Printing and Publishing	696	2.22
Chemicals	41	0.13	Chemicals	887	2.82
Petroleum and Coal Products	13	0.04	Petroleum and Coal Products	403	1.28
Rubber and Plastics	24	0.08	Rubber and Plastics	924	2.94
Stone, Glass, and Concrete	34	0.11	Stone, Glass, and Concrete	643	2.05
Primary Metal Manufacturing	9	0.03	Primary Metal Manufacturing	150	0.48
Metals Fabrication	74	0.24	Metals Fabrication	709	2.26
Machinery and Equipment Manufacturing	59	0.19	Machinery and Equipment Manufacturing	584	1.86
Computers and Electronics	51	0.16	Computers and Electronics	3,244	10.33
Electrical Equipment and Appliances	24	0.08	Electrical Equipment and Appliances	336	1.07
Transportation Equipment	18	0.06	Transportation Equipment	335	1.07
Furniture Manufacturing	58	0.18	Furniture Manufacturing	329	1.05
Miscellaneous Manufacturing	141	0.45	Miscellaneous Manufacturing	1,703	5.42
Communications	170	0.54	Communications	3,633	11.56
Utilities	49	0.16	Utilities	971	3.09
Durables Wholesale	755	2.40	Durables Wholesale	5,682	18.09
Non Durables Wholesale	290	0.92	Non Durables Wholesale	3,025	9.63
Electronic Markets and Brokers	34	0.11	Electronic Markets and Brokers	143	0.46
Motor Vehicle and Parts Dealers	345	1.10	Motor Vehicle and Parts Dealers	5,228	16.64
Furniture and Home Furnishings	283	0.90	Furniture and Home Furnishings	1,886	6.00
Electronics and Appliances	409	1.30	Electronics and Appliances	4,033	12.84
Building Materials, Hardware and Garden	301	0.96	Building Materials, Hardware and Garden	3,305	10.52
Food and Beverage Stores	521	1.66	Food and Beverage Stores	8,874	28.25
Health and Personal Care Stores	394	1.25	Health and Personal Care Stores	3,151	10.03
Gasoline Stations	158	0.50	Gasoline Stations	705	2.24
Clothing and Clothing Accessories	790	2.51	Clothing and Clothing Accessories	5,656	18.00
Sporting Goods/Hobby/Book/Music Stores	292	0.93	Sporting Goods/Hobby/Book/Music Stores	1,985	6.32
General Merchandise Stores	178	0.57	General Merchandise Stores	6,110	19.45
Miscellaneous Store Retailers	723	2.30	Miscellaneous Store Retailers	3,915	12.46
Nonstore Retailers	106	0.34	Nonstore Retailers	594	1.89
Warehousing/Storage, Postal/Courier Service	89	0.28	Warehousing/Storage, Postal/Courier Service	1,913	6.09
Publishing	104	0.33	Publishing	2,803	8.92
Software Publishers	7	0.02	Software Publishers	203	0.65
Motion Pictures and Video	67	0.21	Motion Pictures and Video	179	0.57
Movie Theaters	14	0.04	Movie Theaters	354	1.13
Broadcasting	30	0.10	Broadcasting	380	1.21
Data Processing/Hosting	53	0.17	Data Processing/Hosting	253	0.81
Other Information Services	76	0.24	Other Information Services	1,087	3.46

Banking	1,341	4.27	Banking	8,474	26.97
Insurance Carriers	543	1.73	Insurance Carriers	3,552	11.31
Real Estate	1,159	3.69	Real Estate	9,522	30.31
Rental and Leasing	223	0.71	Rental and Leasing	841	2.68
Legal Services	1,020	3.25	Legal Services	4,519	14.38
Accounting	477	1.52	Accounting	2,211	7.04
Agricultural and Engineering	331	1.05	Agricultural and Engineering	2,955	9.41
Specialized Design	175	0.56	Specialized Design	446	1.42
Computer Systems Design	170	0.54	Computer Systems Design	1,416	4.51
Management/Scientific/Technical Consulting	568	1.81	Management/Scientific/Technical Consulting	2,862	9.11
Scientific Research and Development	92	0.29	Scientific Research and Development	861	2.74
Advertising and Public Relations	193	0.61	Advertising and Public Relations	1,195	3.80
Other Professional/Scientific/Technical Services	350	1.11	Other Professional/Scientific/Technical Services	2,771	8.82
Company and Enterprise Management	15	0.05	Company and Enterprise Management	398	1.27
Administrative and Support	1,331	4.24	Administrative and Support	11,806	37.58
Waste Management and Remediation	50	0.16	Waste Management and Remediation	355	1.13
Elementary and Secondary Schools	359	1.14	Elementary and Secondary Schools	20,115	64.03
Colleges and Universities	19	0.06	Colleges and Universities	986	3.14
Business Schools, Computer and Management Training	18	0.06	Business Schools, Computer and Management Training	102	0.32
Technical and Trade Schools	19	0.06	Technical and Trade Schools	206	0.66
Educational Services	337	1.07	Educational Services	1,635	5.20
Physician Offices	1,847	5.88	Physician Offices	10,899	34.69
Dental Offices	651	2.07	Dental Offices	3,503	11.15
Other Health Practicioners	1,250	3.98	Other Health Practicioners	4,163	13.25
Outpatient Care	90	0.29	Outpatient Care	1,022	3.25
Medical and Diagnostic Laboratories	90	0.29	Medical and Diagnostic Laboratories	812	2.58
Home Health Care Services	63	0.20	Home Health Care Services	2,049	6.52
Ambulatory Services	138	0.44	Ambulatory Services	1,806	5.75
General Medical and Surgical Hospitals	24	0.08	General Medical and Surgical Hospitals	13,303	42.34
Psychiatric and Substance Abuse Hospitals	31	0.10	Psychiatric and Substance Abuse Hospitals	333	1.06
Other Hospitals	2	0.01	Other Hospitals	33	0.11
Nursing and Residential Care	140	0.45	Nursing and Residential Care	6,221	19.80
Individual and Family Services	350	1.11	Individual and Family Services	3,057	9.73
Community Relief Services	4	0.01	Community Relief Services	271	0.86
Vocational Rehabilitation	51	0.16	Vocational Rehabilitation	860	2.74
Child Care Services	200	0.64	Child Care Services	3,509	11.17
Performing Arts	74	0.24	Performing Arts	352	1.12
Spectator Sports	24	0.08	Spectator Sports	1,302	4.14
Performing Arts/Sports Promoters	19	0.06	Performing Arts/Sports Promoters	91	0.29
Agents and Managers	4	0.01	Agents and Managers	6	0.02
Independent Artists/Writers/Performers	85	0.27	Independent Artists/Writers/Performers	402	1.28
Museums, Zoos, Historical Sites	91	0.29	Museums, Zoos, Historical Sites	717	2.28
Amusement, Gambling, and Recreation	202	0.64	Amusement, Gambling, and Recreation	2,738	8.72
Fitness Centers	186	0.59	Fitness Centers	2,894	9.21
Accomodations	187	0.60	Accomodations	3,486	11.10
Food Services and Drinking Places	1,924	6.12	Food Services and Drinking Places	23,133	73.63
Repair and Maintenance Services	747	2.38	Repair and Maintenance Services	3,260	10.38
Personal Care Services	1,316	4.19	Personal Care Services	6,344	20.19
Death Care Services	90	0.29	Death Care Services	388	1.24
Religious/Civic/Professional Organizations	1,025	3.26	Religious/Civic/Professional Organizations	7,066	22.49
Public Administration	751	2.39	Public Administration	15,246	48.53

Source: Applied Geographic Solutions, 2013

Total Employees by Occupation (2013)		
	TOTAL	%
Executive, Managers, and Administrators	27,751	9.35
Business and Financial Operations	13,178	4.44

Computer and Mathematical Occupations	5,196	1.75
Architecture and Engineering	2,562	0.86
Life/Physical/Social Science Occupations	1,484	0.50
Community and Social Services	4,597	1.55
Legal	5,339	1.80
Education/Training/Library	18,403	6.20
Health Diagnosing and Treating Practitioners	14,071	4.74
Health Technologists/Technicians	4,010	1.35
Healthcare Support	10,670	3.59
Protective Services	7,647	2.58
Food Preparation/Serving	14,707	4.95
Building and Grounds Maintenance	13,169	4.44
Personal Care and Service	13,159	4.43
Sales	38,992	13.13
Office and Administrative Support	44,937	15.13
Farming/Fishing/Forestry	74	0.02
Construction and Extraction	14,604	4.92
Installation/Maintenance and Repair Workers	6,934	2.34
Production Workers	10,187	3.43
Transportation Workers	10,699	3.60
Material Moving	4,243	1.43

Monmouth County Wages

Wages Report for Edison-New Brunswick, NJ Metropolitan Division

Occupation	Median Hourly	Mean Hourly	Median Annual	Mean Annual
All Occupations	\$19.33	\$25.38	\$40,220	\$52,790
Management Occupations	\$58.89	\$65.19	\$122,490	\$135,600
Chief Executives	*	\$103.54	*	\$215,360
General and Operations Managers	\$69.41	\$78.30	\$144,380	\$162,870
Legislators	*	*	\$20,150	\$39,550
Advertising and Promotions Managers	\$60.56	\$62.11	\$125,970	\$129,180
Marketing Managers	\$69.85	\$76.43	\$145,290	\$158,980
Sales Managers	\$64.89	\$67.82	\$134,980	\$141,070
Public Relations and Fundraising Managers	\$56.27	\$59.58	\$117,040	\$123,930
Administrative Services Managers	\$50.33	\$52.85	\$104,680	\$109,940
Computer and Information Systems Managers	\$67.93	\$70.86	\$141,290	\$147,380
Financial Managers	\$63.35	\$68.27	\$131,770	\$142,000
Industrial Production Managers	\$54.62	\$61.53	\$113,600	\$127,980
Purchasing Managers	\$61.20	\$64.07	\$127,290	\$133,260
Transportation, Storage, and Distribution Managers	\$50.28	\$54.37	\$104,590	\$113,080
Compensation and Benefits Managers	\$62.27	\$65.29	\$129,530	\$135,800
Human Resources Managers	\$60.71	\$68.62	\$126,270	\$142,730
Training and Development Managers	\$56.91	\$62.99	\$118,370	\$131,020
Construction Managers	\$56.75	\$63.67	\$118,050	\$132,430
Education Administrators, Preschool and Childcare Center/Program	\$25.06	\$29.57	\$52,120	\$61,500
Education Administrators, Elementary and Secondary School	*	*	\$121,300	\$121,240
Education Administrators, Postsecondary	\$67.95	\$76.59	\$141,340	\$159,300
Education Administrators, All Other	\$43.51	\$43.28	\$90,510	\$90,030
Architectural and Engineering Managers	\$67.96	\$69.98	\$141,350	\$145,550
Food Service Managers	\$30.86	\$31.69	\$64,180	\$65,920
Funeral Service Managers	\$40.13	\$41.43	\$83,480	\$86,170
Lodging Managers	\$27.24	\$26.45	\$56,660	\$55,020
Medical and Health Services Managers	\$50.55	\$53.94	\$105,130	\$112,190
Natural Sciences Managers	\$79.06	\$83.87	\$164,450	\$174,450
Postmasters and Mail Superintendents	\$36.74	\$36.39	\$76,410	\$75,690
Property, Real Estate, and Community Association Managers	\$29.26	\$32.95	\$60,870	\$68,540
Social and Community Service Managers	\$36.46	\$37.45	\$75,840	\$77,890
Emergency Management Directors	\$39.95	\$39.30	\$83,100	\$81,740
Managers, All Other	\$54.50	\$57.97	\$113,360	\$120,590
Business and Financial Operations Occupations	\$34.73	\$37.07	\$72,230	\$77,110
Agents and Business Managers of Artists, Performers, and Athletes	\$35.52	\$35.80	\$73,890	\$74,470
Wholesale and Retail Buyers, Except Farm Products	\$33.10	\$35.27	\$68,860	\$73,360
Purchasing Agents, Except Wholesale, Retail, and Farm Products	\$34.90	\$36.75	\$72,600	\$76,440
Claims Adjusters, Examiners, and Investigators	\$32.20	\$32.30	\$66,980	\$67,170
Insurance Appraisers, Auto Damage	\$33.23	\$33.12	\$69,130	\$68,880
Compliance Officers	\$33.82	\$34.86	\$70,350	\$72,500
Cost Estimators	\$37.75	\$37.58	\$78,510	\$78,160

Human Resources Specialists	\$31.56	\$33.28	\$65,640	\$69,220
Labor Relations Specialists	\$32.21	\$33.44	\$67,010	\$69,560
Logisticians	\$40.51	\$40.99	\$84,270	\$85,260
Management Analysts	\$44.46	\$49.16	\$92,480	\$102,260
Meeting, Convention, and Event Planners	\$27.80	\$28.91	\$57,830	\$60,140
Fundraisers	\$27.00	\$28.45	\$56,150	\$59,180
Compensation, Benefits, and Job Analysis Specialists	\$34.05	\$36.58	\$70,810	\$76,090
Training and Development Specialists	\$28.40	\$31.13	\$59,080	\$64,750
Market Research Analysts and Marketing Specialists	\$35.64	\$39.22	\$74,130	\$81,570
Business Operations Specialists, All Other	\$33.48	\$34.81	\$69,640	\$72,400
Accountants and Auditors	\$35.76	\$38.84	\$74,380	\$80,780
Appraisers and Assessors of Real Estate	\$29.97	\$31.41	\$62,340	\$65,340
Budget Analysts	\$38.25	\$40.22	\$79,560	\$83,650
Credit Analysts	\$33.85	\$35.95	\$70,410	\$74,770
Financial Analysts	\$37.63	\$40.46	\$78,270	\$84,160
Personal Financial Advisors	\$39.11	\$45.90	\$81,340	\$95,470
Insurance Underwriters	\$41.20	\$42.08	\$85,700	\$87,530
Financial Examiners	\$47.74	\$51.92	\$99,300	\$107,990
Credit Counselors	\$24.13	\$24.69	\$50,190	\$51,340
Loan Officers	\$38.30	\$41.27	\$79,670	\$85,840
Tax Examiners and Collectors, and Revenue Agents	\$34.23	\$34.38	\$71,210	\$71,500
Tax Preparers	\$23.57	\$28.96	\$49,020	\$60,240
Financial Specialists, All Other	\$31.11	\$32.03	\$64,710	\$66,620
Computer and Mathematical Occupations	\$41.90	\$43.35	\$87,150	\$90,160
Computer Systems Analysts	\$43.17	\$44.76	\$89,800	\$93,110
Information Security Analysts	\$46.37	\$46.47	\$96,450	\$96,660
Computer Programmers	\$37.17	\$42.37	\$77,310	\$88,120
Software Developers, Applications	\$43.70	\$44.71	\$90,900	\$93,000
Software Developers, Systems Software	\$52.94	\$56.63	\$110,110	\$117,800
Web Developers	\$30.63	\$31.85	\$63,710	\$66,250
Database Administrators	\$42.98	\$44.14	\$89,390	\$91,810
Network and Computer Systems Administrators	\$47.26	\$46.37	\$98,300	\$96,460
Computer Network Architects	\$55.51	\$54.93	\$115,450	\$114,260
Computer User Support Specialists	\$23.44	\$25.67	\$48,760	\$53,390
Computer Network Support Specialists	\$38.38	\$39.17	\$79,830	\$81,480
Computer Occupations, All Other	\$37.05	\$39.33	\$77,060	\$81,810
Actuaries	\$42.33	\$44.16	\$88,050	\$91,850
Mathematicians	\$55.34	\$54.07	\$115,100	\$112,460
Operations Research Analysts	\$47.37	\$49.26	\$98,540	\$102,460
Statisticians	\$53.32	\$61.61	\$110,900	\$128,140
Mathematical Science Occupations, All Other	\$39.04	\$35.62	\$81,210	\$74,090
Architecture and Engineering Occupations	\$38.58	\$40.12	\$80,240	\$83,450
Architects, Except Landscape and Naval	\$40.55	\$42.87	\$84,350	\$89,170
Landscape Architects	\$37.83	\$34.27	\$78,690	\$71,270
Cartographers and Photogrammetrists	\$31.37	\$30.66	\$65,250	\$63,770
Surveyors	\$31.41	\$31.69	\$65,320	\$65,920
Aerospace Engineers	\$52.23	\$51.77	\$108,650	\$107,690
Biomedical Engineers	\$50.46	\$48.08	\$104,960	\$100,010
Chemical Engineers	\$47.27	\$48.66	\$98,310	\$101,210
Civil Engineers	\$41.08	\$42.18	\$85,460	\$87,740
Computer Hardware Engineers	\$57.27	\$56.64	\$119,110	\$117,800
Electrical Engineers	\$46.10	\$47.51	\$95,880	\$98,820
Electronics Engineers, Except Computer	\$54.89	\$52.53	\$114,180	\$109,260
Environmental Engineers	\$41.07	\$41.74	\$85,430	\$86,820
Health and Safety Engineers, Except Mining Safety Engineers and Inspectors	\$46.53	\$45.01	\$96,790	\$93,620
Industrial Engineers	\$40.12	\$42.30	\$83,460	\$87,990

Materials Engineers	\$43.11	\$43.25	\$89,670	\$89,960
Mechanical Engineers	\$42.75	\$43.62	\$88,920	\$90,720
Engineers, All Other	\$51.03	\$47.51	\$106,140	\$98,820
Architectural and Civil Drafters	\$20.80	\$21.92	\$43,270	\$45,590
Electrical and Electronics Drafters	\$31.47	\$31.24	\$65,450	\$64,980
Mechanical Drafters	\$28.08	\$27.46	\$58,400	\$57,120
Drafters, All Other	\$27.18	\$27.30	\$56,540	\$56,790
Civil Engineering Technicians	\$20.56	\$21.77	\$42,770	\$45,270
Electrical and Electronics Engineering Technicians	\$31.11	\$31.19	\$64,710	\$64,880
Electro-Mechanical Technicians	\$22.43	\$22.76	\$46,650	\$47,340
Environmental Engineering Technicians	\$20.36	\$21.78	\$42,340	\$45,290
Industrial Engineering Technicians	\$23.25	\$24.78	\$48,360	\$51,540
Mechanical Engineering Technicians	\$28.43	\$29.10	\$59,130	\$60,520
Engineering Technicians, Except Drafters, All Other	\$33.44	\$33.40	\$69,550	\$69,480
Surveying and Mapping Technicians	\$18.14	\$19.17	\$37,720	\$39,870
Life, Physical, and Social Science Occupations	\$31.09	\$35.55	\$64,660	\$73,950
Food Scientists and Technologists	\$34.41	\$37.32	\$71,570	\$77,620
Soil and Plant Scientists	\$31.93	\$31.86	\$66,420	\$66,260
Biochemists and Biophysicists	\$47.74	\$53.90	\$99,300	\$112,100
Microbiologists	\$32.22	\$34.51	\$67,020	\$71,780
Zoologists and Wildlife Biologists	\$40.17	\$39.47	\$83,550	\$82,100
Biological Scientists, All Other	\$37.28	\$36.88	\$77,540	\$76,720
Medical Scientists, Except Epidemiologists	\$36.32	\$40.56	\$75,550	\$84,350
Life Scientists, All Other	\$34.22	\$35.61	\$71,180	\$74,070
Physicists	\$54.20	\$53.62	\$112,730	\$111,540
Chemists	\$35.45	\$39.33	\$73,730	\$81,800
Materials Scientists	\$45.28	\$44.55	\$94,180	\$92,670
Environmental Scientists and Specialists, Including Health	\$33.62	\$34.86	\$69,930	\$72,500
Geoscientists, Except Hydrologists and Geographers	\$38.07	\$39.99	\$79,190	\$83,170
Physical Scientists, All Other	\$52.39	\$49.77	\$108,980	\$103,530
Economists	\$42.41	\$46.92	\$88,220	\$97,590
Clinical, Counseling, and School Psychologists	\$36.27	\$37.83	\$75,430	\$78,680
Psychologists, All Other	\$48.80	\$43.15	\$101,500	\$89,750
Urban and Regional Planners	\$34.25	\$36.44	\$71,240	\$75,790
Anthropologists and Archeologists	\$26.77	\$27.60	\$55,680	\$57,410
Agricultural and Food Science Technicians	\$25.27	\$24.05	\$52,560	\$50,030
Biological Technicians	\$25.99	\$26.81	\$54,050	\$55,760
Chemical Technicians	\$21.37	\$22.45	\$44,450	\$46,700
Social Science Research Assistants	\$22.36	\$24.09	\$46,500	\$50,110
Environmental Science and Protection Technicians, Including Health	\$20.07	\$20.49	\$41,750	\$42,620
Life, Physical, and Social Science Technicians, All Other	\$26.71	\$26.51	\$55,560	\$55,140
Community and Social Service Occupations	\$24.65	\$25.88	\$51,270	\$53,830
Substance Abuse and Behavioral Disorder Counselors	\$22.50	\$24.06	\$46,810	\$50,040
Educational, Guidance, School, and Vocational Counselors	\$33.09	\$33.69	\$68,830	\$70,080
Marriage and Family Therapists	\$33.14	\$34.10	\$68,930	\$70,920
Mental Health Counselors	\$21.71	\$22.09	\$45,150	\$45,950
Rehabilitation Counselors	\$21.61	\$22.89	\$44,950	\$47,610
Counselors, All Other	\$29.10	\$31.22	\$60,540	\$64,940
Child, Family, and School Social Workers	\$28.08	\$29.25	\$58,420	\$60,840
Healthcare Social Workers	\$26.93	\$27.15	\$56,010	\$56,480
Mental Health and Substance Abuse Social Workers	\$24.71	\$27.84	\$51,390	\$57,910
Social Workers, All Other	\$31.12	\$28.21	\$64,720	\$58,670
Health Educators	\$26.62	\$27.72	\$55,370	\$57,670
Probation Officers and Correctional Treatment Specialists	\$32.65	\$33.92	\$67,910	\$70,560
Social and Human Service Assistants	\$16.29	\$17.36	\$33,890	\$36,110
Community Health Workers	\$17.88	\$18.47	\$37,180	\$38,410

Community and Social Service Specialists, All Other	\$25.28	\$25.76	\$52,580	\$53,580
Clergy	\$18.37	\$21.35	\$38,220	\$44,400
Directors, Religious Activities and Education	\$21.15	\$23.48	\$43,990	\$48,840
Religious Workers, All Other	\$16.62	\$18.24	\$34,570	\$37,950
Legal Occupations	\$39.40	\$49.40	\$81,950	\$102,750
Lawyers	\$53.78	\$64.20	\$111,850	\$133,540
Judicial Law Clerks	\$21.54	\$22.94	\$44,800	\$47,720
Judges, Magistrate Judges, and Magistrates	\$80.20	\$67.06	\$166,820	\$139,490
Paralegals and Legal Assistants	\$26.64	\$27.63	\$55,420	\$57,460
Title Examiners, Abstractors, and Searchers	\$14.79	\$14.99	\$30,770	\$31,180
Legal Support Workers, All Other	\$36.26	\$34.57	\$75,420	\$71,900
Education, Training, and Library Occupations	\$26.47	\$27.61	\$55,060	\$57,440
Computer Science Teachers, Postsecondary	*	*	\$73,560	\$94,800
Mathematical Science Teachers, Postsecondary	*	*	\$72,810	\$93,150
Engineering Teachers, Postsecondary	*	*	\$120,380	\$125,650
Biological Science Teachers, Postsecondary	*	*	\$95,770	\$106,420
Chemistry Teachers, Postsecondary	*	*	\$114,810	\$123,430
Environmental Science Teachers, Postsecondary	*	*	\$106,240	\$105,780
Physics Teachers, Postsecondary	*	*	\$118,980	\$120,930
Economics Teachers, Postsecondary	*	*	\$122,400	\$137,840
Political Science Teachers, Postsecondary	*	*	\$116,990	\$125,590
Psychology Teachers, Postsecondary	*	*	\$82,300	\$94,550
Sociology Teachers, Postsecondary	*	*	\$84,270	\$91,590
Social Sciences Teachers, Postsecondary, All Other	*	*	*	*
Health Specialties Teachers, Postsecondary	*	*	\$111,920	\$113,780
Nursing Instructors and Teachers, Postsecondary	*	*	\$77,760	\$76,930
Education Teachers, Postsecondary	*	*	\$71,090	\$76,420
Criminal Justice and Law Enforcement Teachers, Postsecondary	*	*	\$69,050	\$72,730
Social Work Teachers, Postsecondary	*	*	\$82,560	\$82,780
Art, Drama, and Music Teachers, Postsecondary	*	*	*	*
Communications Teachers, Postsecondary	*	*	\$74,660	\$83,710
English Language and Literature Teachers, Postsecondary	*	*	\$75,690	\$88,490
Foreign Language and Literature Teachers, Postsecondary	*	*	\$84,320	\$89,550
History Teachers, Postsecondary	*	*	\$96,830	\$105,960
Philosophy and Religion Teachers, Postsecondary	*	*	\$84,040	\$112,090
Graduate Teaching Assistants	*	*	\$66,140	\$61,690
Vocational Education Teachers, Postsecondary	\$28.41	\$28.68	\$59,090	\$59,650
Postsecondary Teachers, All Other	*	*	\$94,650	\$101,060
Preschool Teachers, Except Special Education	\$15.41	\$17.66	\$32,050	\$36,740
Kindergarten Teachers, Except Special Education	*	*	\$58,040	\$58,190
Elementary School Teachers, Except Special Education	*	*	\$61,340	\$64,140
Middle School Teachers, Except Special and Career/Technical Education	*	*	\$61,570	\$66,230
Secondary School Teachers, Except Special and Career/Technical Education	*	*	\$67,700	\$69,880
Career/Technical Education Teachers, Secondary School	*	*	\$69,960	\$70,820
Special Education Teachers, Preschool	*	*	\$65,250	\$70,000
Special Education Teachers, Kindergarten and Elementary School	*	*	\$60,850	\$62,580
Special Education Teachers, Middle School	*	*	\$63,550	\$66,360
Special Education Teachers, Secondary School	*	*	\$68,000	\$69,810
Special Education Teachers, All Other	*	*	\$55,550	\$56,960
Adult Basic and Secondary Education and Literacy Teachers and Instructors	\$28.72	\$28.63	\$59,740	\$59,560
Self-Enrichment Education Teachers	\$22.34	\$23.27	\$46,470	\$48,400
Substitute Teachers	\$12.70	\$12.89	\$26,410	\$26,800
Teachers and Instructors, All Other, Except Substitute Teachers	*	*	\$38,000	\$47,660

Archivists	\$28.54	\$28.83	\$59,360	\$59,970
Librarians	\$29.46	\$31.52	\$61,270	\$65,560
Library Technicians	\$17.20	\$18.05	\$35,780	\$37,550
Audio-Visual and Multimedia Collections Specialists	\$31.05	\$31.33	\$64,580	\$65,160
Farm and Home Management Advisors	\$38.13	\$39.59	\$79,310	\$82,350
Instructional Coordinators	\$31.03	\$31.42	\$64,550	\$65,340
Teacher Assistants	*	*	\$24,580	\$26,870
Education, Training, and Library Workers, All Other	\$22.10	\$26.74	\$45,960	\$55,620
Arts, Design, Entertainment, Sports, and Media Occupations	\$22.81	\$26.06	\$47,440	\$54,200
Art Directors	\$34.37	\$36.79	\$71,480	\$76,520
Multimedia Artists and Animators	\$29.32	\$29.62	\$60,990	\$61,610
Commercial and Industrial Designers	\$33.28	\$34.05	\$69,230	\$70,820
Fashion Designers	\$28.74	\$44.86	\$59,780	\$93,310
Floral Designers	\$14.15	\$20.10	\$29,440	\$41,820
Graphic Designers	\$21.10	\$23.15	\$43,890	\$48,150
Interior Designers	\$25.22	\$27.47	\$52,460	\$57,140
Merchandise Displayers and Window Trimmers	\$13.99	\$14.65	\$29,100	\$30,480
Actors	\$17.50	\$18.29	*	*
Producers and Directors	\$32.44	\$32.00	\$67,480	\$66,550
Coaches and Scouts	*	*	\$42,070	\$45,180
Dancers	\$17.35	\$15.02	*	*
Music Directors and Composers	\$28.62	\$29.88	\$59,530	\$62,140
Musicians and Singers	\$29.35	\$28.53	*	*
Entertainers and Performers, Sports and Related Workers, All Other	*	*	*	*
Radio and Television Announcers	\$16.90	\$21.19	\$35,150	\$44,070
Public Address System and Other Announcers	\$19.51	\$21.23	\$40,570	\$44,150
Reporters and Correspondents	\$15.00	\$19.45	\$31,190	\$40,460
Public Relations Specialists	\$27.41	\$29.67	\$57,020	\$61,720
Editors	\$29.43	\$32.71	\$61,210	\$68,030
Technical Writers	\$39.31	\$39.71	\$81,760	\$82,590
Writers and Authors	\$28.33	\$31.89	\$58,930	\$66,340
Interpreters and Translators	\$25.64	\$27.54	\$53,330	\$57,270
Media and Communication Workers, All Other	\$20.77	\$22.18	\$43,210	\$46,140
Audio and Video Equipment Technicians	\$19.04	\$20.14	\$39,600	\$41,900
Broadcast Technicians	\$17.73	\$20.39	\$36,890	\$42,410
Sound Engineering Technicians	\$17.71	\$19.32	\$36,830	\$40,180
Photographers	\$13.79	\$17.15	\$28,670	\$35,670
Camera Operators, Television, Video, and Motion Picture	\$17.57	\$20.54	\$36,550	\$42,710
Film and Video Editors	\$25.35	\$26.31	\$52,720	\$54,730
Media and Communication Equipment Workers, All Other	\$23.29	\$22.53	\$48,440	\$46,870
Healthcare Practitioners and Technical Occupations	\$35.82	\$41.39	\$74,500	\$86,080
Chiropractors	\$37.63	\$42.13	\$78,260	\$87,620
Dentists, General	\$72.07	\$81.36	\$149,910	\$169,240
Dentists, All Other Specialists	\$71.74	\$70.85	\$149,220	\$147,360
Dietitians and Nutritionists	\$28.91	\$29.98	\$60,130	\$62,370
Optometrists	\$49.44	\$48.93	\$102,830	\$101,780
Pharmacists	\$55.66	\$54.69	\$115,780	\$113,750
Anesthesiologists	*	*	*	*
Family and General Practitioners	\$79.88	\$86.50	\$166,140	\$179,930
Internists, General	*	\$114.01	*	\$237,140
Obstetricians and Gynecologists	*	\$106.37	*	\$221,240
Pediatricians, General	\$70.28	\$84.28	\$146,190	\$175,300
Psychiatrists	*	\$103.32	*	\$214,900
Surgeons	*	\$120.47	*	\$250,580
Physicians and Surgeons, All Other	*	\$94.50	*	\$196,550
Physician Assistants	\$46.00	\$51.04	\$95,690	\$106,170

Podiatrists	\$51.60	\$61.10	\$107,330	\$127,080
Occupational Therapists	\$44.56	\$44.61	\$92,690	\$92,800
Physical Therapists	\$45.73	\$47.19	\$95,120	\$98,150
Radiation Therapists	\$43.48	\$44.48	\$90,440	\$92,520
Recreational Therapists	\$23.72	\$25.02	\$49,340	\$52,040
Respiratory Therapists	\$32.99	\$33.05	\$68,620	\$68,740
Speech-Language Pathologists	\$40.62	\$42.13	\$84,490	\$87,630
Veterinarians	\$52.29	\$53.52	\$108,750	\$111,310
Registered Nurses	\$37.05	\$37.02	\$77,070	\$77,010
Nurse Practitioners	\$49.16	\$47.61	\$102,250	\$99,030
Audiologists	\$38.03	\$37.03	\$79,100	\$77,030
Health Diagnosing and Treating Practitioners, All Other	\$34.08	\$34.17	\$70,880	\$71,080
Medical and Clinical Laboratory Technologists	\$30.39	\$30.00	\$63,200	\$62,400
Medical and Clinical Laboratory Technicians	\$21.56	\$22.04	\$44,850	\$45,850
Dental Hygienists	\$39.17	\$38.16	\$81,470	\$79,370
Cardiovascular Technologists and Technicians	\$33.66	\$33.06	\$70,010	\$68,770
Diagnostic Medical Sonographers	\$33.58	\$33.70	\$69,840	\$70,090
Nuclear Medicine Technologists	\$41.79	\$41.58	\$86,920	\$86,480
Radiologic Technologists	\$30.38	\$30.63	\$63,200	\$63,720
Magnetic Resonance Imaging Technologists	\$39.22	\$38.40	\$81,570	\$79,880
Emergency Medical Technicians and Paramedics	\$14.58	\$16.64	\$30,330	\$34,610
Dietetic Technicians	\$15.39	\$15.66	\$32,020	\$32,580
Pharmacy Technicians	\$14.96	\$16.54	\$31,130	\$34,400
Psychiatric Technicians	\$17.83	\$21.25	\$37,090	\$44,210
Surgical Technologists	\$21.27	\$21.41	\$44,250	\$44,530
Veterinary Technologists and Technicians	\$15.43	\$15.76	\$32,100	\$32,790
Ophthalmic Medical Technicians	\$21.19	\$21.04	\$44,070	\$43,770
Licensed Practical and Licensed Vocational Nurses	\$25.56	\$25.24	\$53,170	\$52,490
Medical Records and Health Information Technicians	\$27.35	\$27.19	\$56,890	\$56,560
Opticians, Dispensing	\$24.50	\$23.89	\$50,950	\$49,690
Health Technologists and Technicians, All Other	\$25.56	\$26.01	\$53,170	\$54,110
Occupational Health and Safety Specialists	\$38.42	\$38.28	\$79,920	\$79,630
Occupational Health and Safety Technicians	\$25.41	\$26.06	\$52,860	\$54,210
Athletic Trainers	*	*	\$78,550	\$70,070
Healthcare Practitioners and Technical Workers, All Other	\$33.20	\$35.54	\$69,060	\$73,920
Healthcare Support Occupations	\$13.42	\$14.20	\$27,910	\$29,540
Home Health Aides	\$11.14	\$11.56	\$23,160	\$24,030
Psychiatric Aides	\$14.73	\$15.11	\$30,630	\$31,420
Nursing Assistants	\$13.38	\$13.79	\$27,830	\$28,680
Orderlies	\$11.98	\$12.57	\$24,910	\$26,140
Occupational Therapy Assistants	\$32.16	\$31.08	\$66,890	\$64,640
Physical Therapist Assistants	\$30.34	\$29.48	\$63,110	\$61,330
Physical Therapist Aides	\$12.03	\$12.35	\$25,030	\$25,680
Massage Therapists	\$17.10	\$17.31	\$35,560	\$36,000
Dental Assistants	\$17.94	\$17.84	\$37,320	\$37,100
Medical Assistants	\$14.29	\$14.85	\$29,720	\$30,880
Medical Equipment Preparers	\$16.26	\$16.37	\$33,820	\$34,050
Medical Transcriptionists	\$18.59	\$18.46	\$38,660	\$38,400
Pharmacy Aides	\$9.40	\$10.42	\$19,550	\$21,680
Veterinary Assistants and Laboratory Animal Caretakers	\$12.82	\$13.30	\$26,670	\$27,670
Phlebotomists	\$15.46	\$15.72	\$32,150	\$32,700
Healthcare Support Workers, All Other	\$14.27	\$15.24	\$29,690	\$31,690
Protective Service Occupations	\$20.28	\$27.11	\$42,170	\$56,380
First-Line Supervisors of Correctional Officers	\$51.95	\$52.59	\$108,050	\$109,390
First-Line Supervisors of Police and Detectives	\$61.52	\$59.28	\$127,950	\$123,300
First-Line Supervisors of Fire Fighting and Prevention Workers	\$45.40	\$45.75	\$94,430	\$95,160
First-Line Supervisors of Protective Service Workers, All Other	\$22.55	\$24.34	\$46,900	\$50,630

Firefighters	\$31.27	\$32.32	\$65,040	\$67,220
Fire Inspectors and Investigators	\$25.53	\$26.89	\$53,110	\$55,930
Bailiffs	\$16.62	\$15.64	\$34,580	\$32,530
Correctional Officers and Jailers	\$36.72	\$34.09	\$76,380	\$70,900
Detectives and Criminal Investigators	\$51.29	\$49.58	\$106,680	\$103,120
Parking Enforcement Workers	\$13.68	\$13.93	\$28,450	\$28,960
Police and Sheriff's Patrol Officers	\$47.22	\$44.50	\$98,210	\$92,550
Animal Control Workers	\$13.92	\$16.67	\$28,960	\$34,660
Private Detectives and Investigators	\$24.40	\$26.39	\$50,750	\$54,890
Security Guards	\$12.89	\$13.46	\$26,810	\$28,010
Crossing Guards	\$14.25	\$15.02	\$29,640	\$31,250
Lifeguards, Ski Patrol, and Other Recreational Protective Service Workers	\$10.42	\$11.26	\$21,670	\$23,420
Protective Service Workers, All Other	\$9.71	\$13.69	\$20,200	\$28,470
Food Preparation and Serving Related Occupations	\$10.11	\$11.53	\$21,020	\$23,980
Chefs and Head Cooks	\$21.76	\$26.05	\$45,260	\$54,180
First-Line Supervisors of Food Preparation and Serving Workers	\$19.61	\$20.49	\$40,790	\$42,610
Cooks, Fast Food	\$9.42	\$9.92	\$19,600	\$20,640
Cooks, Institution and Cafeteria	\$14.95	\$15.54	\$31,090	\$32,330
Cooks, Restaurant	\$11.99	\$12.60	\$24,940	\$26,200
Cooks, Short Order	\$10.95	\$11.82	\$22,780	\$24,590
Cooks, All Other	\$11.87	\$12.29	\$24,700	\$25,560
Food Preparation Workers	\$9.63	\$10.39	\$20,030	\$21,610
Bartenders	\$11.76	\$12.95	\$24,450	\$26,950
Combined Food Preparation and Serving Workers, Including Fast Food	\$9.12	\$10.26	\$18,970	\$21,340
Counter Attendants, Cafeteria, Food Concession, and Coffee Shop	\$8.94	\$9.30	\$18,580	\$19,340
Waiters and Waitresses	\$9.63	\$10.41	\$20,020	\$21,660
Food Servers, Nonrestaurant	\$10.28	\$10.51	\$21,390	\$21,850
Dining Room and Cafeteria Attendants and Bartender Helpers	\$8.91	\$9.03	\$18,530	\$18,780
Dishwashers	\$8.84	\$8.92	\$18,380	\$18,560
Hosts and Hostesses, Restaurant, Lounge, and Coffee Shop	\$8.92	\$9.07	\$18,560	\$18,860
Food Preparation and Serving Related Workers, All Other	\$10.96	\$11.53	\$22,800	\$23,980
Building and Grounds Cleaning and Maintenance Occupations	\$12.00	\$13.72	\$24,960	\$28,530
First-Line Supervisors of Housekeeping and Janitorial Workers	\$18.25	\$20.88	\$37,960	\$43,420
First-Line Supervisors of Landscaping, Lawn Service, and Groundskeeping Workers	\$21.88	\$25.20	\$45,510	\$52,420
Janitors and Cleaners, Except Maids and Housekeeping Cleaners	\$11.97	\$13.41	\$24,900	\$27,900
Maids and Housekeeping Cleaners	\$10.44	\$10.73	\$21,720	\$22,320
Building Cleaning Workers, All Other	\$14.70	\$15.58	\$30,580	\$32,410
Pest Control Workers	\$20.76	\$20.84	\$43,180	\$43,350
Landscaping and Groundskeeping Workers	\$11.76	\$13.02	\$24,460	\$27,070
Pesticide Handlers, Sprayers, and Applicators, Vegetation	\$18.53	\$19.87	\$38,540	\$41,320
Grounds Maintenance Workers, All Other	\$8.82	\$11.25	\$18,340	\$23,410
Personal Care and Service Occupations	\$11.96	\$14.11	\$24,880	\$29,350
First-Line Supervisors of Personal Service Workers	\$21.78	\$21.93	\$45,290	\$45,620
Animal Trainers	\$16.44	\$16.66	\$34,200	\$34,650
Nonfarm Animal Caretakers	\$11.00	\$11.88	\$22,870	\$24,700
Motion Picture Projectionists	\$9.17	\$9.53	\$19,080	\$19,830
Ushers, Lobby Attendants, and Ticket Takers	\$8.79	\$8.99	\$18,280	\$18,700
Amusement and Recreation Attendants	\$8.64	\$8.90	\$17,970	\$18,520
Locker Room, Coatroom, and Dressing Room Attendants	\$10.58	\$11.84	\$22,010	\$24,620
Funeral Attendants	\$13.25	\$13.80	\$27,550	\$28,710
Morticians, Undertakers, and Funeral Directors	\$33.63	\$36.08	\$69,940	\$75,050
Barbers	\$10.70	\$11.79	\$22,250	\$24,530
Hairdressers, Hairstylists, and Cosmetologists	\$15.36	\$15.32	\$31,960	\$31,870

Manicurists and Pedicurists	\$11.13	\$12.13	\$23,150	\$25,240
Shampooers	\$9.08	\$9.18	\$18,890	\$19,090
Skincare Specialists	\$13.44	\$14.21	\$27,950	\$29,550
Concierges	\$12.21	\$12.18	\$25,390	\$25,340
Tour Guides and Escorts	\$10.54	\$10.64	\$21,930	\$22,130
Childcare Workers	\$10.86	\$11.70	\$22,580	\$24,340
Personal Care Aides	\$11.01	\$12.45	\$22,890	\$25,900
Fitness Trainers and Aerobics Instructors	\$20.23	\$21.22	\$42,080	\$44,130
Recreation Workers	\$11.75	\$13.09	\$24,430	\$27,220
Residential Advisors	\$12.59	\$13.88	\$26,190	\$28,860
Personal Care and Service Workers, All Other	\$11.11	\$12.54	\$23,110	\$26,080
Sales and Related Occupations	\$13.64	\$20.50	\$28,370	\$42,630
First-Line Supervisors of Retail Sales Workers	\$21.31	\$23.19	\$44,320	\$48,230
First-Line Supervisors of Non-Retail Sales Workers	\$39.92	\$42.65	\$83,040	\$88,720
Cashiers	\$9.16	\$9.93	\$19,050	\$20,660
Counter and Rental Clerks	\$12.64	\$14.66	\$26,280	\$30,500
Parts Salespersons	\$16.02	\$18.03	\$33,320	\$37,500
Retail Salespersons	\$11.09	\$12.94	\$23,070	\$26,920
Advertising Sales Agents	\$24.86	\$27.34	\$51,710	\$56,870
Insurance Sales Agents	\$25.40	\$32.43	\$52,830	\$67,450
Securities, Commodities, and Financial Services Sales Agents	\$34.65	\$46.32	\$72,070	\$96,350
Travel Agents	\$17.45	\$18.07	\$36,300	\$37,600
Sales Representatives, Services, All Other	\$34.48	\$36.84	\$71,720	\$76,620
Sales Representatives, Wholesale and Manufacturing, Technical and Scientific Products	\$43.74	\$50.50	\$90,970	\$105,040
Sales Representatives, Wholesale and Manufacturing, Except Technical and Scientific Products	\$31.80	\$36.59	\$66,150	\$76,110
Demonstrators and Product Promoters	\$20.80	\$19.94	\$43,270	\$41,460
Real Estate Brokers	*	*	*	*
Real Estate Sales Agents	\$17.67	\$19.38	\$36,760	\$40,310
Sales Engineers	\$53.00	\$51.32	\$110,240	\$106,750
Telemarketers	\$11.59	\$12.38	\$24,100	\$25,740
Sales and Related Workers, All Other	\$20.25	\$23.10	\$42,120	\$48,040
Office and Administrative Support Occupations	\$16.91	\$18.02	\$35,180	\$37,470
First-Line Supervisors of Office and Administrative Support Workers	\$26.57	\$27.30	\$55,260	\$56,780
Switchboard Operators, Including Answering Service	\$13.11	\$13.52	\$27,270	\$28,120
Telephone Operators	\$26.08	\$24.46	\$54,250	\$50,870
Bill and Account Collectors	\$18.04	\$19.05	\$37,530	\$39,620
Billing and Posting Clerks	\$18.10	\$18.42	\$37,650	\$38,320
Bookkeeping, Accounting, and Auditing Clerks	\$19.61	\$20.17	\$40,780	\$41,950
Payroll and Timekeeping Clerks	\$20.63	\$21.03	\$42,910	\$43,740
Procurement Clerks	\$20.63	\$20.60	\$42,920	\$42,860
Tellers	\$13.20	\$13.50	\$27,450	\$28,080
Financial Clerks, All Other	\$17.98	\$18.64	\$37,400	\$38,770
Brokerage Clerks	\$24.98	\$25.87	\$51,950	\$53,810
Court, Municipal, and License Clerks	\$20.75	\$21.38	\$43,150	\$44,460
Credit Authorizers, Checkers, and Clerks	\$18.92	\$18.97	\$39,350	\$39,460
Customer Service Representatives	\$17.30	\$18.25	\$35,990	\$37,970
Eligibility Interviewers, Government Programs	\$18.38	\$19.89	\$38,230	\$41,370
File Clerks	\$12.78	\$13.64	\$26,580	\$28,360
Hotel, Motel, and Resort Desk Clerks	\$10.41	\$10.93	\$21,650	\$22,740
Interviewers, Except Eligibility and Loan	\$15.36	\$15.70	\$31,950	\$32,650
Library Assistants, Clerical	\$11.56	\$12.38	\$24,050	\$25,750
Loan Interviewers and Clerks	\$19.41	\$20.10	\$40,370	\$41,810
New Accounts Clerks	\$19.98	\$20.47	\$41,560	\$42,570
Order Clerks	\$14.63	\$16.45	\$30,430	\$34,220
Human Resources Assistants, Except Payroll and Timekeeping	\$18.36	\$18.15	\$38,200	\$37,750

Receptionists and Information Clerks	\$13.20	\$13.56	\$27,450	\$28,200
Reservation and Transportation Ticket Agents and Travel Clerks	*	*	*	*
Information and Record Clerks, All Other	\$20.18	\$20.21	\$41,980	\$42,030
Cargo and Freight Agents	\$23.57	\$24.02	\$49,020	\$49,950
Couriers and Messengers	\$13.22	\$13.45	\$27,510	\$27,980
Police, Fire, and Ambulance Dispatchers	\$20.47	\$20.93	\$42,570	\$43,540
Dispatchers, Except Police, Fire, and Ambulance	\$22.37	\$22.58	\$46,530	\$46,960
Meter Readers, Utilities	\$25.58	\$24.54	\$53,200	\$51,030
Postal Service Clerks	\$25.89	\$25.02	\$53,840	\$52,040
Postal Service Mail Carriers	\$27.16	\$25.51	\$56,500	\$53,060
Postal Service Mail Sorters, Processors, and Processing Machine Operators	\$25.88	\$25.35	\$53,840	\$52,720
Production, Planning, and Expediting Clerks	\$20.02	\$20.28	\$41,640	\$42,180
Shipping, Receiving, and Traffic Clerks	\$14.93	\$15.97	\$31,050	\$33,220
Stock Clerks and Order Fillers	\$10.81	\$12.32	\$22,480	\$25,630
Weighers, Measurers, Checkers, and Samplers, Recordkeeping	\$17.11	\$17.64	\$35,590	\$36,690
Executive Secretaries and Executive Administrative Assistants	\$29.15	\$29.94	\$60,640	\$62,280
Legal Secretaries	\$21.28	\$22.09	\$44,260	\$45,940
Medical Secretaries	\$17.72	\$18.22	\$36,850	\$37,900
Secretaries and Administrative Assistants, Except Legal, Medical, and Executive	\$18.50	\$18.70	\$38,490	\$38,910
Computer Operators	\$22.03	\$22.31	\$45,830	\$46,410
Data Entry Keyers	\$15.68	\$16.11	\$32,620	\$33,520
Word Processors and Typists	\$18.14	\$18.74	\$37,720	\$38,980
Desktop Publishers	\$22.97	\$23.80	\$47,770	\$49,510
Insurance Claims and Policy Processing Clerks	\$17.77	\$18.44	\$36,960	\$38,360
Mail Clerks and Mail Machine Operators, Except Postal Service	\$15.00	\$15.38	\$31,200	\$32,000
Office Clerks, General	\$14.67	\$15.75	\$30,510	\$32,760
Office Machine Operators, Except Computer	\$13.75	\$14.48	\$28,600	\$30,120
Proofreaders and Copy Markers	\$15.35	\$17.37	\$31,920	\$36,130
Office and Administrative Support Workers, All Other	\$16.73	\$17.45	\$34,800	\$36,300
Farming, Fishing, and Forestry Occupations	\$12.93	\$13.81	\$26,890	\$28,710
First-Line Supervisors of Farming, Fishing, and Forestry Workers	\$20.25	\$21.61	\$42,110	\$44,940
Farmworkers and Laborers, Crop, Nursery, and Greenhouse	\$13.24	\$13.51	\$27,540	\$28,100
Farmworkers, Farm, Ranch, and Aquacultural Animals	\$8.82	\$9.54	\$18,340	\$19,840
Forest and Conservation Workers	\$15.09	\$15.76	\$31,380	\$32,780
Construction and Extraction Occupations	\$25.75	\$26.78	\$53,560	\$55,700
First-Line Supervisors of Construction Trades and Extraction Workers	\$35.17	\$37.05	\$73,150	\$77,070
Brickmasons and Blockmasons	\$27.25	\$28.06	\$56,670	\$58,370
Carpenters	\$23.28	\$25.20	\$48,430	\$52,410
Carpet Installers	\$18.66	\$24.55	\$38,820	\$51,070
Tile and Marble Setters	\$14.16	\$24.77	\$29,450	\$51,520
Cement Masons and Concrete Finishers	\$26.38	\$26.80	\$54,870	\$55,740
Construction Laborers	\$23.71	\$23.46	\$49,310	\$48,800
Paving, Surfacing, and Tamping Equipment Operators	\$30.42	\$29.52	\$63,270	\$61,410
Pile-Driver Operators	\$31.00	\$29.72	\$64,480	\$61,830
Operating Engineers and Other Construction Equipment Operators	\$30.36	\$30.10	\$63,160	\$62,600
Drywall and Ceiling Tile Installers	\$37.76	\$32.56	\$78,540	\$67,730
Tapers	\$33.14	\$32.05	\$68,940	\$66,660
Electricians	\$29.50	\$32.81	\$61,360	\$68,240
Insulation Workers, Floor, Ceiling, and Wall	\$22.80	\$27.53	\$47,420	\$57,270
Insulation Workers, Mechanical	\$32.21	\$30.82	\$66,990	\$64,110
Painters, Construction and Maintenance	\$15.27	\$15.69	\$31,760	\$32,630
Plumbers, Pipefitters, and Steamfitters	\$31.87	\$32.52	\$66,280	\$67,650
Roofers	\$18.30	\$21.94	\$38,060	\$45,630

Sheet Metal Workers	\$26.53	\$27.65	\$55,180	\$57,520
Structural Iron and Steel Workers	*	*	*	*
Helpers--Carpenters	\$11.27	\$11.44	\$23,440	\$23,800
Helpers--Electricians	\$15.14	\$14.76	\$31,490	\$30,710
Helpers--Pipelayers, Plumbers, Pipefitters, and Steamfitters	\$19.15	\$18.33	\$39,840	\$38,140
Helpers, Construction Trades, All Other	\$12.43	\$13.81	\$25,850	\$28,720
Construction and Building Inspectors	\$29.59	\$29.82	\$61,540	\$62,020
Elevator Installers and Repairers	\$34.33	\$35.44	\$71,410	\$73,720
Hazardous Materials Removal Workers	\$24.11	\$23.30	\$50,160	\$48,460
Highway Maintenance Workers	\$21.93	\$22.50	\$45,610	\$46,800
Septic Tank Servicers and Sewer Pipe Cleaners	\$23.57	\$22.96	\$49,020	\$47,760
Construction and Related Workers, All Other	\$16.47	\$17.65	\$34,250	\$36,710
Earth Drillers, Except Oil and Gas	\$21.14	\$23.26	\$43,980	\$48,370
Installation, Maintenance, and Repair Occupations	\$23.05	\$24.21	\$47,940	\$50,370
First-Line Supervisors of Mechanics, Installers, and Repairers	\$34.51	\$34.71	\$71,770	\$72,200
Computer, Automated Teller, and Office Machine Repairers	\$20.03	\$21.60	\$41,670	\$44,930
Telecommunications Equipment Installers and Repairers, Except Line Installers	\$30.37	\$29.20	\$63,170	\$60,740
Electrical and Electronics Repairers, Commercial and Industrial Equipment	\$27.94	\$27.95	\$58,110	\$58,140
Electrical and Electronics Repairers, Powerhouse, Substation, and Relay	\$38.94	\$37.25	\$80,990	\$77,480
Electronic Equipment Installers and Repairers, Motor Vehicles	\$17.03	\$16.88	\$35,420	\$35,120
Electronic Home Entertainment Equipment Installers and Repairers	\$24.08	\$24.40	\$50,090	\$50,760
Security and Fire Alarm Systems Installers	\$24.37	\$24.29	\$50,700	\$50,510
Aircraft Mechanics and Service Technicians	\$28.66	\$28.01	\$59,610	\$58,250
Automotive Body and Related Repairers	\$21.74	\$21.63	\$45,220	\$44,990
Automotive Service Technicians and Mechanics	\$20.56	\$21.23	\$42,760	\$44,150
Bus and Truck Mechanics and Diesel Engine Specialists	\$24.10	\$24.45	\$50,120	\$50,850
Mobile Heavy Equipment Mechanics, Except Engines	\$26.64	\$26.55	\$55,400	\$55,220
Motorboat Mechanics and Service Technicians	\$21.74	\$21.98	\$45,220	\$45,720
Motorcycle Mechanics	\$18.69	\$18.84	\$38,880	\$39,180
Outdoor Power Equipment and Other Small Engine Mechanics	\$18.74	\$18.85	\$38,980	\$39,200
Bicycle Repairers	\$13.34	\$13.24	\$27,750	\$27,540
Tire Repairers and Changers	\$10.03	\$11.08	\$20,860	\$23,050
Control and Valve Installers and Repairers, Except Mechanical Door	\$32.45	\$30.96	\$67,500	\$64,390
Heating, Air Conditioning, and Refrigeration Mechanics and Installers	\$23.86	\$25.45	\$49,630	\$52,940
Home Appliance Repairers	\$32.17	\$29.82	\$66,910	\$62,030
Industrial Machinery Mechanics	\$26.81	\$26.81	\$55,770	\$55,770
Maintenance Workers, Machinery	\$22.05	\$22.20	\$45,860	\$46,170
Millwrights	\$21.98	\$24.21	\$45,730	\$50,370
Electrical Power-Line Installers and Repairers	\$37.88	\$35.66	\$78,800	\$74,170
Telecommunications Line Installers and Repairers	\$31.44	\$28.69	\$65,400	\$59,680
Camera and Photographic Equipment Repairers	\$24.93	\$24.50	\$51,860	\$50,950
Medical Equipment Repairers	\$30.82	\$29.75	\$64,110	\$61,890
Precision Instrument and Equipment Repairers, All Other	\$22.03	\$24.66	\$45,820	\$51,290
Maintenance and Repair Workers, General	\$19.67	\$20.85	\$40,920	\$43,370
Commercial Divers	\$39.90	\$38.39	\$83,000	\$79,860
Locksmiths and Safe Repairers	\$28.84	\$26.14	\$59,980	\$54,370
Helpers--Installation, Maintenance, and Repair Workers	\$11.78	\$13.29	\$24,500	\$27,630
Installation, Maintenance, and Repair Workers, All Other	\$20.48	\$21.45	\$42,600	\$44,620
Production Occupations	\$14.76	\$16.90	\$30,690	\$35,150
First-Line Supervisors of Production and Operating Workers	\$28.96	\$30.00	\$60,240	\$62,410
Electrical and Electronic Equipment Assemblers	\$16.25	\$16.79	\$33,800	\$34,920
Electromechanical Equipment Assemblers	\$14.90	\$16.07	\$30,990	\$33,430
Engine and Other Machine Assemblers	\$14.04	\$15.71	\$29,190	\$32,690

Structural Metal Fabricators and Fitters	\$20.46	\$19.97	\$42,560	\$41,540
Team Assemblers	\$12.72	\$13.60	\$26,460	\$28,300
Assemblers and Fabricators, All Other	\$10.47	\$11.40	\$21,770	\$23,700
Bakers	\$14.18	\$15.32	\$29,490	\$31,870
Butchers and Meat Cutters	\$19.04	\$18.03	\$39,600	\$37,490
Meat, Poultry, and Fish Cutters and Trimmers	\$10.75	\$11.73	\$22,350	\$24,390
Slaughterers and Meat Packers	\$13.66	\$13.72	\$28,410	\$28,530
Food and Tobacco Roasting, Baking, and Drying Machine Operators and Tenders	\$11.40	\$12.37	\$23,710	\$25,720
Food Batchmakers	\$12.64	\$13.98	\$26,280	\$29,080
Food Cooking Machine Operators and Tenders	\$13.72	\$15.03	\$28,530	\$31,250
Food Processing Workers, All Other	\$13.57	\$13.90	\$28,220	\$28,920
Computer-Controlled Machine Tool Operators, Metal and Plastic	\$20.10	\$21.31	\$41,800	\$44,330
Computer Numerically Controlled Machine Tool Programmers, Metal and Plastic	\$21.49	\$25.56	\$44,690	\$53,170
Extruding and Drawing Machine Setters, Operators, and Tenders, Metal and Plastic	\$12.15	\$12.62	\$25,270	\$26,240
Forging Machine Setters, Operators, and Tenders, Metal and Plastic	\$15.37	\$15.23	\$31,980	\$31,680
Rolling Machine Setters, Operators, and Tenders, Metal and Plastic	\$9.02	\$12.49	\$18,770	\$25,980
Cutting, Punching, and Press Machine Setters, Operators, and Tenders, Metal and Plastic	\$12.59	\$13.60	\$26,180	\$28,290
Drilling and Boring Machine Tool Setters, Operators, and Tenders, Metal and Plastic	\$14.78	\$15.87	\$30,750	\$33,000
Grinding, Lapping, Polishing, and Buffing Machine Tool Setters, Operators, and Tenders, Metal and Plastic	\$13.90	\$15.09	\$28,910	\$31,380
Lathe and Turning Machine Tool Setters, Operators, and Tenders, Metal and Plastic	\$16.23	\$16.74	\$33,770	\$34,820
Milling and Planing Machine Setters, Operators, and Tenders, Metal and Plastic	\$18.66	\$19.07	\$38,810	\$39,660
Machinists	\$22.50	\$24.42	\$46,810	\$50,780
Molding, Coremaking, and Casting Machine Setters, Operators, and Tenders, Metal and Plastic	\$13.63	\$14.81	\$28,350	\$30,800
Multiple Machine Tool Setters, Operators, and Tenders, Metal and Plastic	\$14.96	\$15.01	\$31,120	\$31,220
Tool and Die Makers	\$26.23	\$25.77	\$54,550	\$53,600
Welders, Cutters, Solderers, and Brazers	\$20.59	\$21.92	\$42,820	\$45,580
Welding, Soldering, and Brazing Machine Setters, Operators, and Tenders	\$16.58	\$17.28	\$34,480	\$35,940
Heat Treating Equipment Setters, Operators, and Tenders, Metal and Plastic	\$13.33	\$13.55	\$27,720	\$28,190
Plating and Coating Machine Setters, Operators, and Tenders, Metal and Plastic	\$16.34	\$17.92	\$33,980	\$37,270
Metal Workers and Plastic Workers, All Other	\$15.67	\$15.90	\$32,590	\$33,070
Prepress Technicians and Workers	\$19.85	\$21.33	\$41,290	\$44,360
Printing Press Operators	\$21.06	\$21.06	\$43,810	\$43,800
Print Binding and Finishing Workers	\$13.76	\$15.51	\$28,630	\$32,270
Laundry and Dry-Cleaning Workers	\$10.35	\$10.48	\$21,530	\$21,790
Pressers, Textile, Garment, and Related Materials	\$10.06	\$9.94	\$20,920	\$20,680
Sewing Machine Operators	\$11.29	\$12.89	\$23,490	\$26,820
Tailors, Dressmakers, and Custom Sewers	\$11.76	\$12.04	\$24,450	\$25,050
Upholsterers	\$17.54	\$17.40	\$36,490	\$36,190
Textile, Apparel, and Furnishings Workers, All Other	\$14.52	\$15.68	\$30,210	\$32,620
Cabinetmakers and Bench Carpenters	\$15.24	\$15.95	\$31,710	\$33,170
Furniture Finishers	*	*	*	*
Woodworking Machine Setters, Operators, and Tenders, Except Sawing	\$17.46	\$19.50	\$36,320	\$40,550
Power Plant Operators	\$34.92	\$33.84	\$72,630	\$70,400
Stationary Engineers and Boiler Operators	\$26.11	\$26.57	\$54,300	\$55,270
Water and Wastewater Treatment Plant and System Operators	\$25.30	\$25.24	\$52,620	\$52,490

Chemical Plant and System Operators	\$25.19	\$24.69	\$52,400	\$51,360
Petroleum Pump System Operators, Refinery Operators, and Gaugers	\$32.00	\$31.57	\$66,560	\$65,670
Chemical Equipment Operators and Tenders	\$19.78	\$20.79	\$41,140	\$43,240
Separating, Filtering, Clarifying, Precipitating, and Still Machine Setters, Operators, and Tenders	\$20.58	\$21.95	\$42,800	\$45,660
Crushing, Grinding, and Polishing Machine Setters, Operators, and Tenders	\$13.64	\$15.31	\$28,360	\$31,840
Grinding and Polishing Workers, Hand	\$14.66	\$15.34	\$30,500	\$31,910
Mixing and Blending Machine Setters, Operators, and Tenders	\$17.27	\$17.82	\$35,920	\$37,060
Cutting and Slicing Machine Setters, Operators, and Tenders	\$16.10	\$15.95	\$33,480	\$33,180
Extruding, Forming, Pressing, and Compacting Machine Setters, Operators, and Tenders	\$16.89	\$17.12	\$35,140	\$35,620
Furnace, Kiln, Oven, Drier, and Kettle Operators and Tenders	\$16.17	\$15.49	\$33,630	\$32,210
Inspectors, Testers, Sorters, Samplers, and Weighers	\$18.71	\$19.13	\$38,920	\$39,790
Jewelers and Precious Stone and Metal Workers	\$25.91	\$24.90	\$53,890	\$51,800
Dental Laboratory Technicians	\$17.78	\$19.11	\$36,990	\$39,750
Medical Appliance Technicians	\$17.08	\$17.16	\$35,530	\$35,680
Ophthalmic Laboratory Technicians	\$14.39	\$14.58	\$29,920	\$30,330
Packaging and Filling Machine Operators and Tenders	\$11.95	\$12.47	\$24,850	\$25,940
Coating, Painting, and Spraying Machine Setters, Operators, and Tenders	\$14.54	\$15.71	\$30,250	\$32,670
Painters, Transportation Equipment	\$20.00	\$21.29	\$41,600	\$44,280
Painting, Coating, and Decorating Workers	\$13.22	\$14.51	\$27,490	\$30,190
Semiconductor Processors	\$16.83	\$17.07	\$35,010	\$35,510
Photographic Process Workers and Processing Machine Operators	\$10.68	\$11.44	\$22,220	\$23,800
Cleaning, Washing, and Metal Pickling Equipment Operators and Tenders	\$13.80	\$13.85	\$28,710	\$28,810
Etchers and Engravers	\$13.67	\$14.78	\$28,440	\$30,740
Molders, Shapers, and Casters, Except Metal and Plastic	\$20.01	\$20.00	\$41,620	\$41,600
Paper Goods Machine Setters, Operators, and Tenders	\$14.69	\$14.52	\$30,560	\$30,190
Helpers--Production Workers	\$10.39	\$11.14	\$21,600	\$23,180
Production Workers, All Other	\$14.84	\$16.48	\$30,860	\$34,270
Transportation and Material Moving Occupations	\$13.51	\$15.65	\$28,090	\$32,550
First-Line Supervisors of Helpers, Laborers, and Material Movers, Hand	\$24.54	\$25.41	\$51,050	\$52,860
First-Line Supervisors of Transportation and Material-Moving Machine and Vehicle Operators	\$24.77	\$25.09	\$51,510	\$52,200
Commercial Pilots	*	*	\$84,840	\$78,070
Ambulance Drivers and Attendants, Except Emergency Medical Technicians	\$11.42	\$11.86	\$23,750	\$24,680
Bus Drivers, Transit and Intercity	\$20.23	\$20.32	\$42,070	\$42,270
Bus Drivers, School or Special Client	\$16.12	\$16.32	\$33,530	\$33,940
Driver/Sales Workers	\$11.98	\$15.84	\$24,910	\$32,940
Heavy and Tractor-Trailer Truck Drivers	\$22.63	\$23.67	\$47,060	\$49,240
Light Truck or Delivery Services Drivers	\$16.69	\$18.32	\$34,720	\$38,110
Taxi Drivers and Chauffeurs	\$11.45	\$12.54	\$23,820	\$26,080
Motor Vehicle Operators, All Other	\$21.52	\$21.75	\$44,770	\$45,230
Captains, Mates, and Pilots of Water Vessels	\$16.05	\$18.26	\$33,390	\$37,980
Bridge and Lock Tenders	\$23.88	\$22.70	\$49,660	\$47,210
Parking Lot Attendants	\$9.25	\$10.06	\$19,240	\$20,930
Automotive and Watercraft Service Attendants	\$8.97	\$9.29	\$18,660	\$19,320
Transportation Inspectors	\$21.00	\$23.27	\$43,680	\$48,400
Transportation Attendants, Except Flight Attendants	\$10.25	\$10.42	\$21,330	\$21,660
Transportation Workers, All Other	\$15.64	\$16.48	\$32,530	\$34,280
Conveyor Operators and Tenders	\$20.09	\$18.72	\$41,790	\$38,940
Crane and Tower Operators	\$22.84	\$26.99	\$47,510	\$56,130
Dredge Operators	\$27.02	\$26.23	\$56,190	\$54,560
Excavating and Loading Machine and Dragline Operators	\$21.50	\$24.03	\$44,720	\$49,980

Industrial Truck and Tractor Operators	\$14.35	\$15.32	\$29,840	\$31,860
Cleaners of Vehicles and Equipment	\$9.37	\$10.82	\$19,490	\$22,500
Laborers and Freight, Stock, and Material Movers, Hand	\$11.14	\$12.61	\$23,170	\$26,230
Machine Feeders and Offbearers	\$8.56	\$9.04	\$17,810	\$18,810
Packers and Packagers, Hand	\$9.47	\$10.76	\$19,700	\$22,380
Pump Operators, Except Wellhead Pumpers	\$20.65	\$19.74	\$42,960	\$41,070
Refuse and Recyclable Material Collectors	\$21.10	\$20.70	\$43,900	\$43,050
Tank Car, Truck, and Ship Loaders	\$31.19	\$30.04	\$64,870	\$62,490
Material Moving Workers, All Other	\$10.20	\$12.08	\$21,210	\$25,130

Source: Bureau of Labor Statistics on May, 2013